

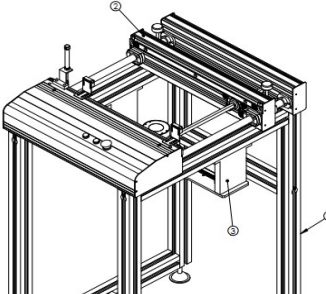












No	Description	
<p>1</p> <p>500MM BASIC LINK CONVYR</p> <p><i>Model</i> <i>Length</i> <i>Drive Module</i> <i>Speed</i> <i>Width Adjustment</i> <i>PCB Length</i> <i>PCB Width</i> <i>PCB Thickness</i> <i>PCB Flow</i> <i>Reference Side</i> <i>Conveyor Belt</i> <i>Height</i> <i>Motor Voltage</i> <i>Control</i> <i>Interface</i> <i>Color</i> <i>c/w:</i></p>		<p>:CVR-5001NOM</p> <p>: 500 mm : 1 Drive, 6W : speed 4~16 m/min (FIXED) : Aluminum slide block with linear bearing : 70 ~ 510 mm : 50 ~ 350 mm : 0.5 ~ 2.6 mm : Right to Left : Front Fixed : Twin Flat Belt with zero gap : 890 ~ 950 mm : 110 Vac, 1 Phase : PLC : SMEMA : Powder coating 4041 (White) : Arm-rest, E-stop x 1 pc, Start/Stop button</p>
<p>2</p> <p>500MM BASIC LINK CONVYR C/W 2 STAGES</p> <p><i>Model</i> <i>Length</i> <i>Drive Module</i> <i>Speed</i> <i>Width Adjustment</i> <i>PCB Length</i> <i>PCB Width</i> <i>PCB Thickness</i> <i>PCB Flow</i> <i>Reference Side</i> <i>Conveyor Belt</i> <i>Height</i> <i>Motor Voltage</i> <i>Control</i> <i>Interface</i> <i>Color</i> <i>c/w:</i></p>		<p>:CVR-5002NOM</p> <p>: 500 mm : 2 Drive, 6W : speed 4~16 m/min (FIXED) : Aluminum slide block with linear bearing : 70 ~ 510 mm : 50 ~ 350 mm : 0.5 ~ 2.6 mm : Right to Left : Front Fixed : Twin Flat Belt with zero gap : 890 ~ 950 mm : 110 Vac, 1 Phase : PLC : SMEMA : Powder coating 4041 (White) : Arm-rest, E-stop x 1 pc, Start/Stop button : Speed Controller (2 speed setting) x 1 unit : Timer x 1 unit : Isolator switch x 1 unit : Double sensors on Conveyor : Safety Covers on conveyor</p>
<p>3</p> <p>500MM BASIC LINK CONVYR C/W ESD COVER & DUAL SPEED CONTROL</p> <p><i>Model</i> <i>Length</i> <i>Drive Module</i> <i>Speed</i> <i>Width Adjustment</i> <i>PCB Length</i> <i>PCB Width</i> <i>PCB Thickness</i> <i>PCB Flow</i> <i>Reference Side</i> <i>Conveyor Belt</i> <i>Height</i> <i>Motor Voltage</i> <i>Control</i> <i>Interface</i> <i>Color</i> <i>c/w:</i></p>		<p>:CVR-5001NOM-ESD</p> <p>: 500 mm : 1 Drive, 6W : Dual speed 4~16 and 2~8 m/min (Variable) : Aluminum slide block with linear bearing : 70 ~ 510 mm : 50 ~ 350 mm : 0.5 ~ 2.6 mm : Right to Left : Front Fixed : Twin Flat Belt with zero gap : 890 ~ 950 mm : 110 Vac, 1 Phase : PLC : SMEMA : Powder coating 4041 (White) : ESD Cover : Arm-rest, E-stop x 1 pc, Start/Stop button</p>





No	Description	
<p>4</p> <p>500MM BASIC LINK CONVYR C/W 2D BARCODE</p> <p><i>Model</i> <i>Length</i> <i>Drive Module</i> <i>Speed</i> <i>Width Adjustment</i> <i>PCB Length</i> <i>PCB Width</i> <i>PCB Thickness</i> <i>PCB Flow</i> <i>Reference Side</i> <i>Conveyor Belt</i> <i>Height</i> <i>Motor Voltage</i> <i>Control</i> <i>Interface</i> <i>Color</i> <i>c/w:</i></p>	 	<p>:CVR-5001BAM</p> <p>: 500 mm : 1 Drive, 6W : speed 4~16 m/min (FIXED) : Aluminum slide block with linear bearing : 70 ~ 510 mm : 50 ~ 350 mm : 0.5 ~ 2.6 mm : Right to Left : Front Fixed : Twin Flat Belt with zero gap : 890 ~ 950 mm : 110 Vac, 1 Phase : PLC : SMEMA : Powder coating 4041 (White) : Arm-rest, E-stop x 1 pc, Start/Stop button : 2D Barcode reader</p>
<p>5</p> <p>1000MM BASIC LINK CONVYR C/W ESD COVER & DUAL SPEED CONTROL</p> <p><i>Model</i> <i>Length</i> <i>Drive Module</i> <i>Speed</i> <i>Width Adjustment</i> <i>PCB Length</i> <i>PCB Width</i> <i>PCB Thickness</i> <i>PCB Flow</i> <i>Reference Side</i> <i>Conveyor Belt</i> <i>Height</i> <i>Motor Voltage</i> <i>Control</i> <i>Interface</i> <i>Color</i> <i>c/w:</i></p>		<p>:CVR-10002NOM-ESD</p> <p>: 1000 mm : 2 Drive, 6W : Dual speed 4~16 and 2~8 m/min (Variable) : Aluminum slide block with linear bearing : 70 ~ 510 mm : 50 ~ 350 mm : 0.5 ~ 2.6 mm : Right to Left : Front Fixed : Twin Flat Belt with zero gap : 890 ~ 950 mm : 110 Vac, 1 Phase : PLC : SMEMA : Powder coating 4041 (White) : ESD Cover : Arm-rest, E-stop x 1 pc, Start/Stop button</p>
<p>6</p> <p>1000MM BASIC LINK CONVYR</p> <p><i>Model</i> <i>Length</i> <i>Drive Module</i> <i>Speed</i> <i>Width Adjustment</i> <i>PCB Length</i> <i>PCB Width</i> <i>PCB Thickness</i> <i>PCB Flow</i> <i>Reference Side</i> <i>Conveyor Belt</i> <i>Height</i> <i>Motor Voltage</i> <i>Control</i> <i>Interface</i> <i>Color</i> <i>c/w:</i></p>		<p>:CVR-10002NOM</p> <p>: 1000 mm : 2 Drive, 6W : speed 4~16 m/min (FIXED) : Aluminum slide block with linear bearing : 70 ~ 510 mm : 50 ~ 350 mm : 0.5 ~ 2.6 mm : Right to Left : Front Fixed : Twin Flat Belt with zero gap : 890 ~ 950 mm : 110 Vac, 1 Phase : PLC : SMEMA : Powder coating 4041 (White) : Arm-rest, E-stop x 1 pc, Start/Stop button</p>




No	Description	
7	<p>1500MM BASIC LINK CONVYR</p> <p><i>Model</i> <i>Length</i> <i>Drive Module</i> <i>Speed</i> <i>Width Adjustment</i> <i>PCB Length</i> <i>PCB Width</i> <i>PCB Thickness</i> <i>PCB Flow</i> <i>Reference Side</i> <i>Conveyor Belt</i> <i>Height</i> <i>Motor Voltage</i> <i>Control</i> <i>Interface</i> <i>Color</i> <i>c/w:</i></p>	<p>:CVR-15003NOM</p> <p>: 1000 mm : 3 Drive, 6W : speed 4~16 m/min (FIXED) : Aluminum slide block with linear bearing : 70 ~ 510 mm : 50 ~ 350 mm : 0.5 ~ 2.6 mm : Right to Left : Front Fixed : Twin Flat Belt with zero gap : 890 ~ 950 mm : 110 Vac, 1 Phase : PLC : SMEMA : Powder coating 4041 (White) : Arm-rest, E-stop x 1 pc, Start/Stop button</p>
8	<p>1500MM BASIC LINK CONVYR C/W ESD COVER</p> <p><i>Model</i> <i>Length</i> <i>Drive Module</i> <i>Speed</i> <i>Width Adjustment</i> <i>PCB Length</i> <i>PCB Width</i> <i>PCB Thickness</i> <i>PCB Flow</i> <i>Reference Side</i> <i>Conveyor Belt</i> <i>Height</i> <i>Motor Voltage</i> <i>Control</i> <i>Interface</i> <i>Color</i> <i>c/w:</i></p> 	<p>:CVR-15003NOM-ESD</p> <p>: 1500 mm : 3 Drive, 6W : speed 4~16 m/min (FIXED) : Aluminum slide block with linear bearing : 70 ~ 510 mm : 50 ~ 350 mm : 0.5 ~ 2.6 mm : Right to Left : Front Fixed : Twin Flat Belt with zero gap : 890 ~ 950 mm : 110 Vac, 1 Phase : PLC : SMEMA : Powder coating 4041 (White) : Arm-rest, E-stop x 1 pc, Start/Stop button : ESD Cover</p>
9	<p>2550MM BASIC LINK CONVYR C/W ESD COVER</p> <p><i>Model</i> <i>Length</i> <i>Drive Module</i> <i>Speed</i> <i>Width Adjustment</i> <i>PCB Length</i> <i>PCB Width</i> <i>PCB Thickness</i> <i>PCB Flow</i> <i>Reference Side</i> <i>Conveyor Belt</i> <i>Height</i> <i>Motor Voltage</i> <i>Control</i> <i>Interface</i> <i>Color</i> <i>c/w:</i></p> 	<p>:CVR-25505NOM-ESD</p> <p>: 2550 mm : 5 Drive, 6W : speed 4~16 m/min (FIXED) : Aluminum slide block with linear bearing : 70 ~ 510 mm : 50 ~ 350 mm : 0.5 ~ 2.6 mm : Right to Left : Front Fixed : Twin Flat Belt with zero gap : 890 ~ 950 mm : 110 Vac, 1 Phase : PLC : SMEMA : Powder coating 4041 (White) : Arm-rest, E-stop x 1 pc, Start/Stop button : ESD Cover</p>

No	Description	
<p>1</p>	<p>500MM COOLING LINK CONVEYOR</p>  <p> Model Length Drive Module Speed Width Adjustment PCB Length PCB Width PCB Thickness PCB Flow Reference Side Conveyor Belt Motor Voltage Height Control Interface Colour Include </p>	<p> :CVR-5001COM : 500mm : 1 Drive Sections : speed 4~16 m/min (FIXED) : Manual Hand Crank with adjustment : 70 ~ 480 mm (Conveyor to Conveyor) : 50 ~ 350 mm : 0.5 ~ 2.6mm : Right to Left : Front Fixed : Twin Felt Belt : 110 Vac, 1 Phase : 890mm~950mm : PLC : SMEMA : Powder coating 4041 (White) : E-stop x 1pc : 4 set of cooling fans and mounting brackets </p>
<p>2</p>	<p>500MM COOLING LINK CONVEYOR C/W 2 STAGES</p> <p> Model Length Drive Module Speed Width Adjustment PCB Length PCB Width PCB Thickness PCB Flow Reference Side Conveyor Belt Height Motor Voltage Control Interface Color c/w: </p>	<p> :CVR-5002COM : 500 mm : 2 Drive, 6W : speed 4~16 m/min (FIXED) : Aluminum slide block with linear bearing : 70 ~ 510 mm : 50 ~ 350 mm : 0.5 ~ 2.6 mm : Right to Left : Front Fixed : Twin Flat Belt with zero gap : 890 ~ 950 mm : 110 Vac, 1 Phase : PLC : SMEMA : Powder coating 4041 (White) : Arm-rest, E-stop x 1 pc, Start/Stop button : Speed Controller (2 speed setting) x 1 unit : Timer x 1 unit : Isolator switch x 1 unit : Double sensors on Conveyor : 4 set of cooling fans and mounting brackets </p>
<p>3</p>	<p>1000MM COOLING LINK CONVEYOR C/W 2 STAGES</p>  <p> Model Length Drive Module Speed Width Adjustment PCB Length PCB Width PCB Thickness PCB Flow Reference Side Conveyor Belt Height Motor Voltage Control Interface Color c/w: </p>	<p> :CVR-10002COM : 1000 mm : 2 Drive, 6W : speed 4~16 m/min (FIXED) : Aluminum slide block with linear bearing : 70 ~ 510 mm : 50 ~ 350 mm : 0.5 ~ 2.6 mm : Right to Left : Front Fixed : Twin Flat Belt with zero gap : 890 ~ 950 mm : 110 Vac, 1 Phase : PLC : SMEMA : Powder coating 4041 (White) : Arm-rest, E-stop x 1 pc, Start/Stop button : Speed Controller (2 speed setting) x 1 unit : Timer x 1 unit : Isolator switch x 1 unit : Double sensors on Conveyor : 4 set of cooling fans and mounting brackets </p>

No	Description	
1	<p>1000MM INSPECTION LINK CONVYR C/W 2 STAGES</p> <p><i>Model</i> :CVR-10002ISM-ESD <i>Length</i> : 1000 mm <i>Drive Module</i> : 2 Drive, 6W <i>Speed</i> : speed 4~16 m/min (FIXED) <i>Width Adjustment</i> : Aluminum slide block with linear bearing <i>PCB Length</i> : 70 ~ 510 mm <i>PCB Width</i> : 50 ~ 350 mm <i>PCB Thickness</i> : 0.5 ~ 2.6 mm <i>PCB Flow</i> : Right to Left <i>Reference Side</i> :Front Fixed <i>Conveyor Belt</i> : Twin Flat Belt with zero gap <i>Height</i> : 890 ~ 950 mm <i>Motor Voltage</i> :110 Vac, 1 Phase <i>Control</i> : PLC <i>Interface</i> : SMEMA <i>Color</i> :Powder coating 4041 (White) <i>c/w:</i> :ESD Cover : Arm-rest, E-stop x 1 pc, Start/Stop button :lighting unit</p>	
2	<p>1000MM INSPECTION LINK CONVYR C/W WORKSTATION & ESD COVER</p> <p><i>Model</i> :CVR-10002WOM-ESD <i>Length</i> : 1000 mm <i>Drive Module</i> : 2 Drive, 6W <i>Speed</i> : speed 4~16 m/min (FIXED) <i>Width Adjustment</i> : Aluminum slide block with linear bearing <i>PCB Length</i> : 70 ~ 510 mm <i>PCB Width</i> : 50 ~ 350 mm <i>PCB Thickness</i> : 0.5 ~ 2.6 mm <i>PCB Flow</i> : Right to Left <i>Reference Side</i> :Front Fixed <i>Conveyor Belt</i> : Twin Flat Belt with zero gap <i>Height</i> : 890 ~ 950 mm <i>Motor Voltage</i> :110 Vac, 1 Phase <i>Control</i> : PLC <i>Interface</i> : SMEMA <i>Color</i> :Powder coating 4041 (White) <i>c/w:</i> :ESD Cover : Arm-rest, E-stop x 1 pc, Start/Stop button :inspection work table :lighting unit</p> 	

No	Description	
1	<p>Telescopic Conveyor</p> <p>Model Direction Overall size Stroke Width Adjustment Belt type PCB Width PCB length PCB thickness Voltage Transferring height Drive module Control Man-Machine Interface Machine-Machine Interface Operation Color</p>	 <p>:CVR-5001TEM-ESD : Right to left (front fixed) : 650(L) x 700(W) X 1300 (H) :800mm :Manual width adjustment : Twin Flat Belt with zero gap : 50 ~ 350 mm :50 ~350 mm :0.5 ~ 5mm :230 VAC / 1Ph :930 ± 30mm :1 drive,6W : PLC Control :Push Button Panel :SMEMA Interfacing standard :Normally open :Powder coating 4041 (White) : Safety cover : Tower lamp c/w buzzer</p>
2	<p>5 RACK MAGAZINE LOADER</p> <p>Model Capacity PCB Flow Reference Side Belting PCB thickness PCB Size Inclusive of features</p>	 <p>:LMU-100 :2 MAGAZINES ON TOP TIER :3 MAGAZINES ON BOTTOM TIER :Right to Left :Front Fixed :Twin Flat Belt (ESD Type) :Zero gap :355L X 320W mm (min) :405L X 320W mm (max) :Referencing / clamping service</p>
3	<p>5 RACK MAGAZINE UNLOADER</p> <p>Model Capacity PCB Flow Reference Side Belting PCB thickness PCB Size Inclusive of features</p>	 <p>:ULMU-100 :2 MAGAZINES ON TOP TIER :3 MAGAZINES ON BOTTOM TIER :Right to Left :Front Fixed :Twin Flat Belt (ESD Type) :Zero gap :355L X 320W mm (min) :405L X 320W mm (max) :Referencing / clamping service</p>
4	<p>Space saving PWB Unloader unit w/o pusher unit</p> <p>Model Capacity PCB Flow Reference Side Belting PCB thickness PCB Size Inclusive of features</p>	<p>:ULMU-100(w/o pusher) :2 MAGAZINES ON TOP TIER :3 MAGAZINES ON BOTTOM TIER :Right to Left :Front Fixed :Twin Flat Belt (ESD Type) :Zero gap :355L X 320W mm (min) :405L X 320W mm (max) :Referencing / clamping service :w/o pusher unit</p>

No	Description	
<p>5</p> <p>PWB STACKER UNIT</p> <p>Model Capacity Motor Voltage PCB Flow Reference Side Belting PCB thickness PCB Size</p> <p>Interfacing Operator Interface Control Cycle Time Air Pressure Air Consumption Machine Dimesion Weight Approximately Colour Inclusive of features</p>		<p>:ST-100</p> <p>:400pcs (0.6mm thick PCB) :110 Vac, 1 Phase :Right to Left :Front Fixed :Twin Flat Belt (ESD Type) :Zero gap :50L X 50W mm (min) :330L X 250W mm (max) Sony standard interface :Switch Panel :PLC Omron Controlled :Approx. 6 ~ 8 seconds : 5 bars :5 Ltr/ min Max :500 x 904 x 1330 mm :120 kg :Powder coating 4041 (White) :Smart Push up control to avoid thin PCB drop. :Intelligent sensor to detect PCB Presence/Absence :PCB Guide plate to avoid PCB drop</p>
<p>6</p> <p>Bareboard Loader</p> <p>Model Belting PCB thickness PCB Flow Direction Reference Side Motor Voltage Conveyor Width Flow Height Machine Interference Operator Interface Control Cycle time Machine Dimensions Color Code Operator Loading Loading Type Number of Suctions pads Suction pad size Vacuum Ejector Inclusive of features</p>		<p>:BB- 200</p> <p>:Twin Flat Belt (ESD Type) Zero gap :Right to Left :Front Fixed :110 Vac, 1 Phase :50mm ~ 250mm :900mm, +30mm/-10mm :Sony Standard Interface :Switch Panel :PLC Omron Controlled : 6 cycle / PCB :700mm(D) X 700mm(W) X 1300mm(H) :Powder coating 4041 (White) :Front :Vacuum acutated Loading :4 ~ 6 :6mm dia :Vacuum Ejector :Tower Indicator :Buzzer :Smart PCB level control :Cycle time within 5 second per PCB</p>
<p>7</p> <p>PWB Magazine Loader + Vaccum Loader unit</p> <p>Model Magazine Loader Specifications Magazine size Magazine Capacity</p> <p>Loading Speed Magazine Change Over Bareboard Loder Specifications Loading Speed Machine Specifications M/C Change-over M/C Change-over Time Direction Reference Side PCB Width PCB Length PCB Thickness Voltage Height Control Interface Colour Include</p>	 <p style="text-align: center;">+</p>  <p style="text-align: center;">Vacuum Pick Up</p>	<p>:MLV-100</p> <p>: M size : 1 Magazine at Upper Tier : 2 Magazines at Lower Tier : 6 sec/Board : 30 sec : 10 sec/Board</p> <p>: Semi-Auto (By mens of a pneumatic actuator) : < 5 min : Right to Left : Front Fixed : 50 ~250mm : 50 ~300mm (Conveyor to Conveyor) : 0.6 ~ 2mm : 230V AC/1ph : 930mm +/- 30mm : PLC Control/ Push Button Panel : Molex or AMP (SMEMA) Connector :Powder coating 4041 (White) : Tower Lamp x 1 unit</p>

No	Description	
<p>8</p> <p>Buffer Stocker with pusher unit</p> <p><i>Model</i></p> <p><i>PCB Size</i></p> <p><i>Dimension</i></p> <p><i>Air</i></p> <p><i>Motor Voltage</i></p> <p><i>Weight</i></p> <p><i>PCB Flow</i></p> <p><i>Reference Side</i></p> <p><i>Colour</i></p> <p><i>Inclusive of features</i></p>		<p>:BS-100</p> <p>: 50 x 50 up to 530 x 460</p> <p>: 910 x 750 x 1120mm (L x W x H)</p> <p>: 4 ~ 6kg/cm</p> <p>:110 Vac, 1 Phase</p> <p>: 220kgs</p> <p>: Right to Left</p> <p>:Front Fixed</p> <p>:Powder coating 4041 (White)</p> <p>:Store and load the bare boards or worked PCB</p> <p>:loaded by FIFO / LIFO / Pass</p> <p>:Accurate positioning: Inner Date comparison</p> <p>:Programmable Logic Contoroller</p> <p>:Load up to 50 pcs</p> <p>:Conforms to SMEMA Spec. 1.2</p> <p>:Manually width Adjust</p> <p>:PCB Crash protection with LM Guide & Spring Loaded & sensor</p>
<p>9</p> <p>NG Stocker with pusher unit</p> <p><i>Model</i></p> <p><i>PCB Size</i></p> <p><i>Dimension</i></p> <p><i>Air</i></p> <p><i>Motor Voltage</i></p> <p><i>Weight</i></p> <p><i>PCB Flow</i></p> <p><i>Reference Side</i></p> <p><i>Colour</i></p> <p><i>Inclusive of features</i></p>		<p>:FBS-100</p> <p>: 50 x 50 up to 530 x 460</p> <p>: 1140 x 750 x 1120mm (L x W x H)</p> <p>: 4 ~ 6kg/cm</p> <p>:110 Vac, 1 Phase</p> <p>: 200kgs</p> <p>: Right to Left</p> <p>:Front Fixed</p> <p>:Powder coating 4041 (White)</p> <p>:Store and fail boards after the automatic optical inspection or insert circuit test.</p> <p>:Transfer the good / pass board to the next process</p> <p>:Can be utilized as the single magazine rack of the magazine buffer stacker</p> <p>:Programmable Logic Contoroller</p> <p>:3 color light tower lamp with audible alarm</p> <p>:Load up to 50 pcs</p> <p>:Conforms to SMEMA Spec. 1.2</p> <p>:PCB Crash protection with LM Guide & Spring Loaded & sensor</p>
<p>10</p> <p>PCB Cleaning Machine</p> <p><i>Model</i></p> <p><i>PCB Size</i></p> <p><i>Dimension</i></p> <p><i>Air</i></p> <p><i>Power</i></p> <p><i>Weight</i></p> <p><i>PCB Flow</i></p> <p><i>Reference Side</i></p> <p><i>Colour</i></p> <p><i>Controller</i></p> <p><i>Inclusive of features</i></p>		<p>:ACS-1000</p> <p>: 50 x 250mm</p> <p>:1130mm x 500mm x 760mm</p> <p>:0.5 ~0.6Mpa</p> <p>:AC100V, 50Hz or AC230V, 50Hz</p> <p>:110 kg</p> <p>: Right to Left</p> <p>:Front Fixed</p> <p>:Powder coating 4041 (White)</p> <p>:PLC</p> <p>:Showa Denki Dustress CFA 110</p> <p>:ionizer</p> <p>:ESD Brush</p>